










SEAPILE <sup>®</sup>	Nominal Profile	Rebar Quantity (ea)	Rebar Ø Range (in)	Actual Dimensions* (in x in)	Approx. Weight Range (lb/ft)	Actual Dimensions* (cm x cm)	Approx. Weight Range (kg/m)
	10 inch	6	1 - 1.38	Ø 10.25	30-33	Ø 26	44.6 - 49.1
		8	1 - 1.63	Ø 10.25	31-35	Ø 26	46.1 - 52.1
	13 inch	8	1 - 1.63	Ø 13.13	47-53	Ø 33.4	69.9 - 78.9
		12	1 - 1.63	Ø 13.13	49-56	Ø 33.4	72.9 - 83.3
	16 inch	16	1 - 1.75	Ø 16.13	73-83	Ø 41	108.6 - 123.5

SEATIMBER <sup>®</sup>	Nominal Profile	Rebar Quantity (ea)	Rebar Ø Range (in)	Actual Dimensions* (in x in)	Approx. Weight Range (lb/ft)	Actual Dimensions* (cm x cm)	Approx. Weight Range (kg/m)
	6 x 12	0	0	5.5 x 11.13	21	14 x 28.3	31.3
		4	1 - 1.25	5.5 x 11.13	23-24	14 x 28.3	34.2 - 35.7
	8 x 10	0	0	7.5 x 9.5	22	19.1 x 24.1	32.7
		4	0.75 - 1	7.5 x 9.5	23-24	19.1 x 24.1	34.2 - 35.7

SEATIMBER <sup>®</sup>	Nominal Profile	Rebar Quantity (ea)	Rebar Ø Range (in)	Actual Dimensions* (in x in)	Approx. Weight Range (lb/ft)	Actual Dimensions* (cm x cm)	Approx. Weight Range (kg/m)
	8 x 12	0	0	7.5 x 11.5	31	19.1 x 29.2	46.1
		4	1 - 1.75	7.5 x 11.5	32 - 34	19.1 x 29.2	42.6 - 50.6
	10 x 10	0	0	9.88 x 9.88	33	25.1 x 25.1	49.1
		4	1 - 1.75	9.88 x 9.88	34 - 37	25.1 x 25.1	50.6 - 55.1
	10 x 12	0	0	10.38 x 12.50	46	26.4 x 31.2	68.5
		4	1 - 1.63	10.38 x 12.50	42 - 45	26.4 x 31.2	62.5 - 67
	12 x 12	0	0	11.88 x 11.88	45	30.2 x 30.2	67
		4	1 - 1.63	11.88 x 11.88	48 - 51	30.2 x 30.2	71.4 - 75.9
		8	1 - 1.63	11.88 x 11.88	51 - 58	30.2 x 30.2	75.9 - 86.3

\* +/- manufacturing tolerance

All profiles can be produced in any transportable length.

SPL003-231113